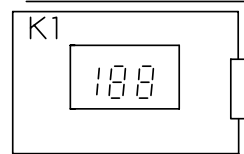
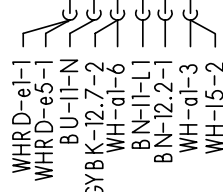
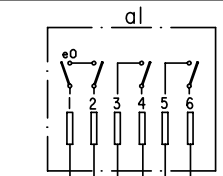


Bedien- u. Steuermodul

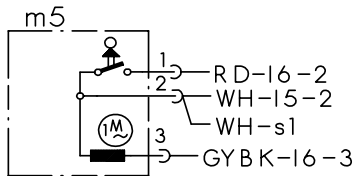
Anzeigemodul



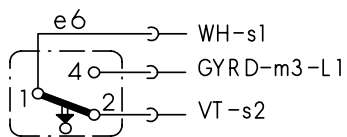
Hauptschalter



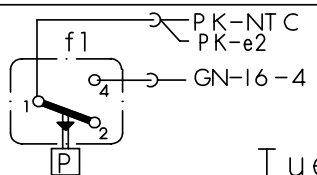
Wasserweiche



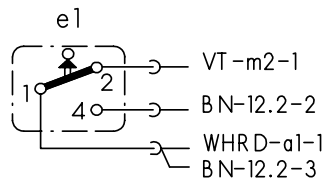
Schwimmersch.



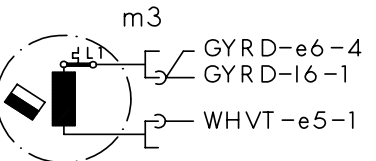
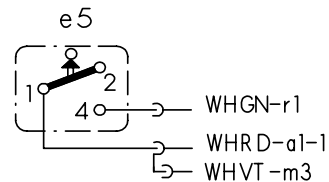
Niveaudruckdose



Tuerschalter



Sicherheitssch.

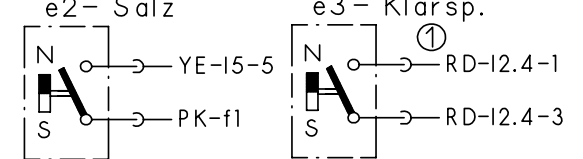


Mat.Nr.: 9000006175	
Ausg.: 01.04	56000000111029

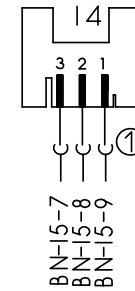
① je nach Ausstattung vorhanden
(.) Farbenwechsel



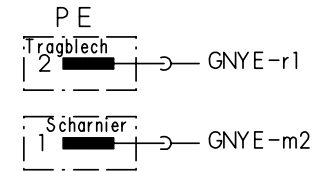
Sensoren



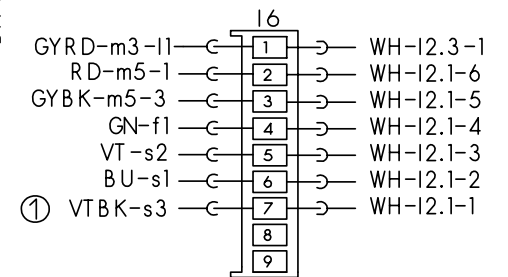
Aqua-Sensor



Schutzleiter

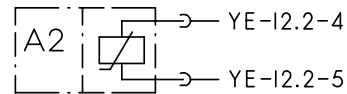


Kupplung

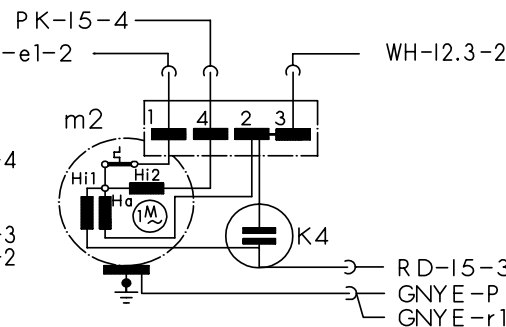


Aktuator

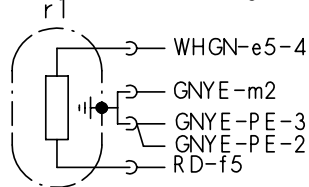
Zugabevorrichtung



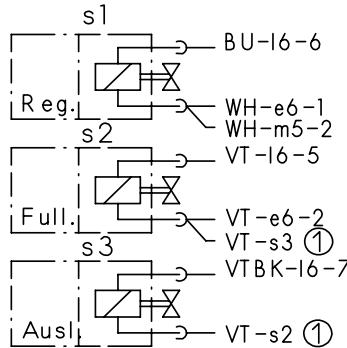
Motor



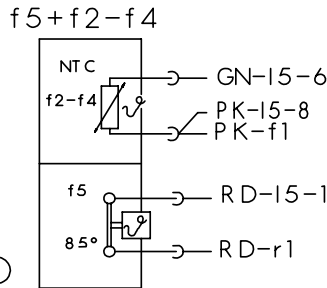
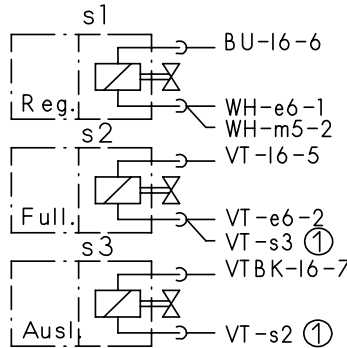
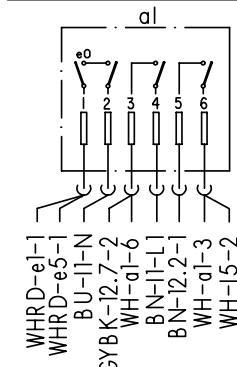
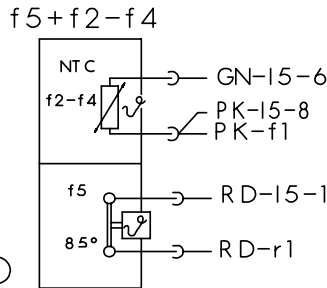
Heizung



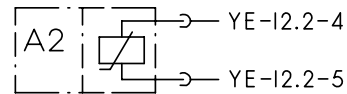
Magnetventile



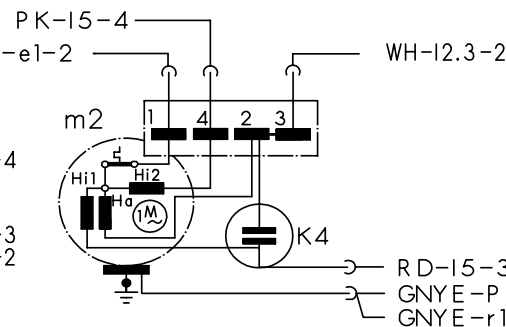
Temperaturregler + NTC



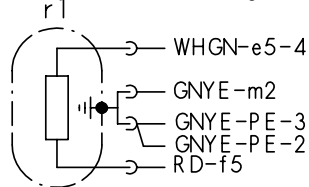
Zugabevorrichtung



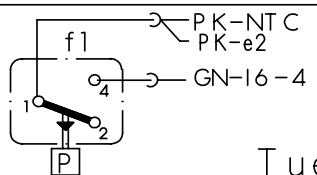
Motor



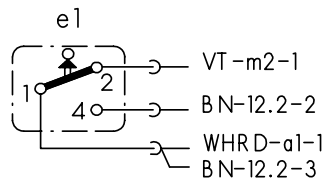
Heizung



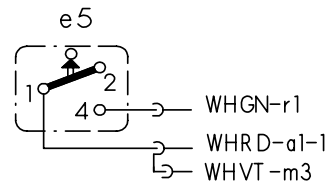
Niveaudruckdose



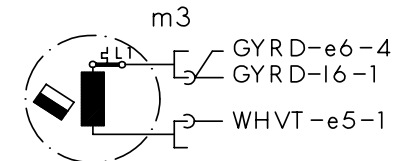
Tuerschalter



Sicherheitssch.



Laugenpumpe

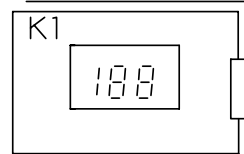


Mat.Nr.: 9000006175	
Ausg.: 01.04	56000000111029

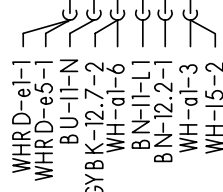
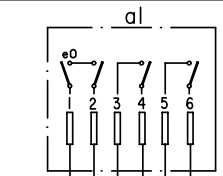
① je nach Ausstattung vorhanden
(.) Farbenwechsel



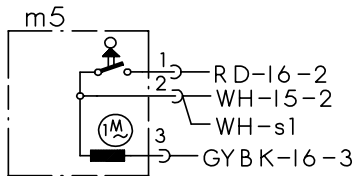
Anzeigemodul



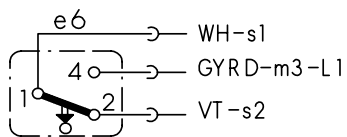
Hauptschalter



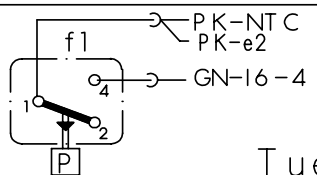
Wasserweiche



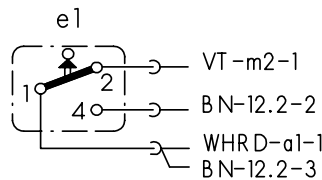
Schwimmersch.



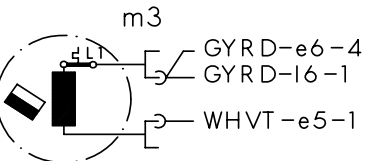
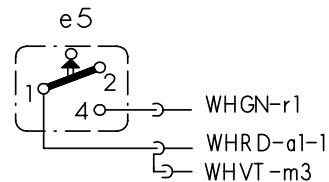
Niveaudruckdose



Tuerschalter



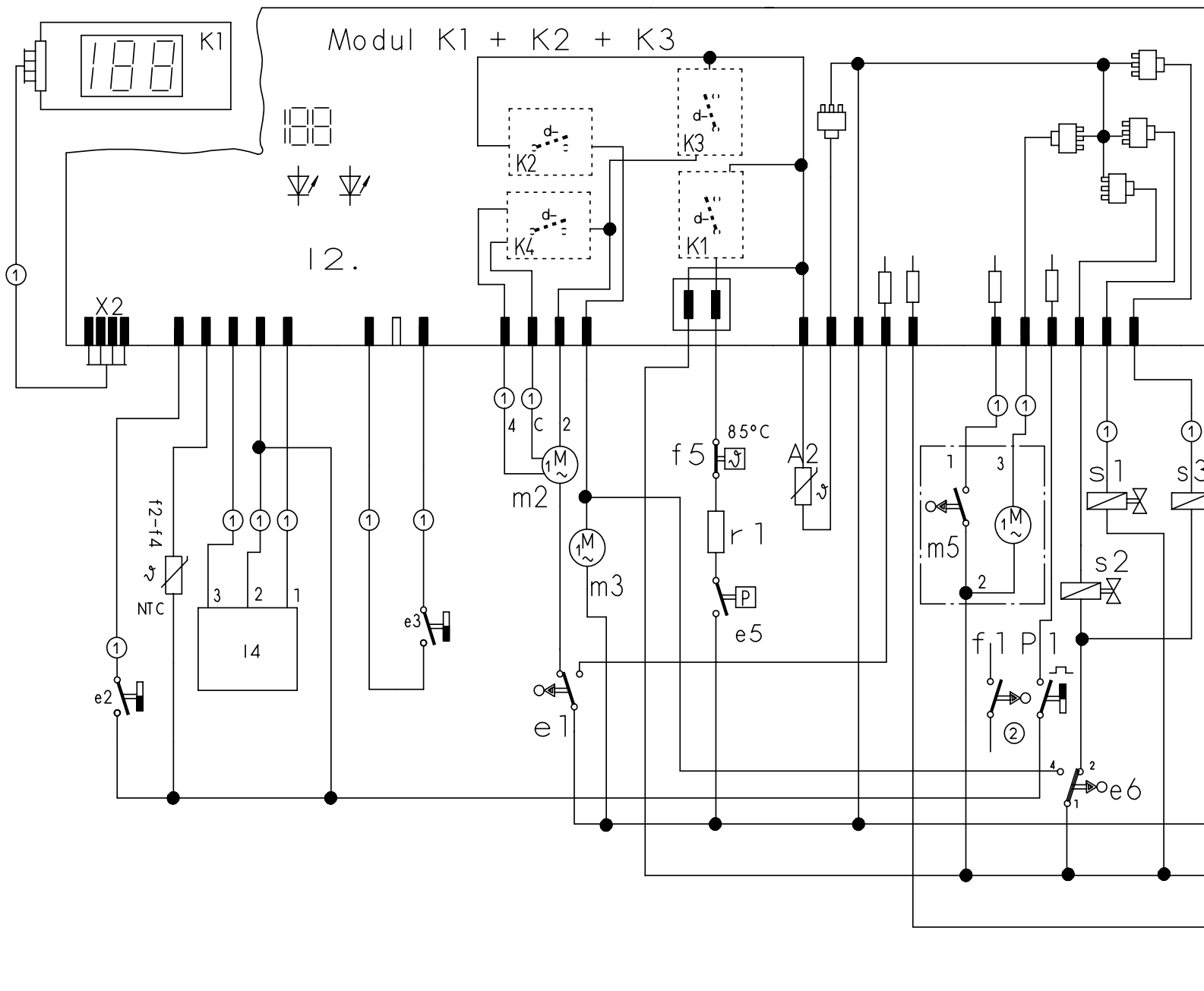
Sicherheitssch.



Mat.Nr.: 9000006175	
Ausg.: 01.04	56000000111029

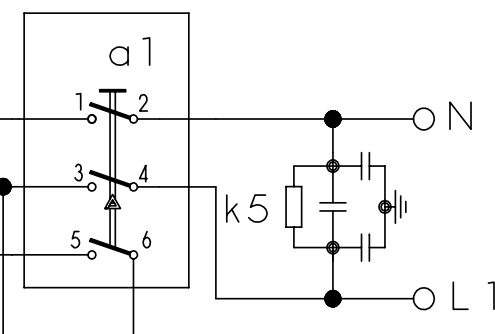
① je nach Ausstattung vorhanden
(.) Farbenwechsel





- a1 = Hauptschalter
- e1 = Tuerschalter
- e2/3 = Reedschalter Satz/Klarsp.
- e6 = Schwimmerschalter
- P1 = Fluegelradzaehler
- NTC = Temperatursensor
- f5 = Temperaturregler
- k5 = Entstoeung
- K1 = Anzeige - u. Bedienmodul
- K2 = Steuerungsmodul
- K3 = Zeitvorwahl
- m2 = Umwaelpumpe
- m3 = Pumpe entleeren
- r1 = Heizung
- e5 = Druckschalter
- s1 = Regenerierventil
- s2 = Fuellventil
- s3 = Auslassventil
- A2 = Zugabe-Aktuator
- x2 = Service-Anschluss
- m5 = Wasserweiche
- l4 = Aqua-Sensor
- s4 = Rohwasserventil

① je nach Ausstattung
 ② je nach Ausfuehrung



Mat. Nr. 5600060772	
Ausg.: 09.03	56000000109148



Variantenkodierung

1 Aufruf:

Bei geöffneter Tür zwei Tasten gedrückt halten und Hauptschalter so lange betätigen bis im Display die Variantenkodierung angezeigt wird.

2 Sonderprogramm auswählen:

Nach dem Lösen der beiden Tasten leuchtet LED L3 und die LED L4 blinkt. Im Display wird P0 angezeigt. Durch Drücken der Taste S3 kann das gewünschte Sonderprogramm ausgewählt werden. Taste S3 so oft betätigen bis **P4** im Display erscheint.

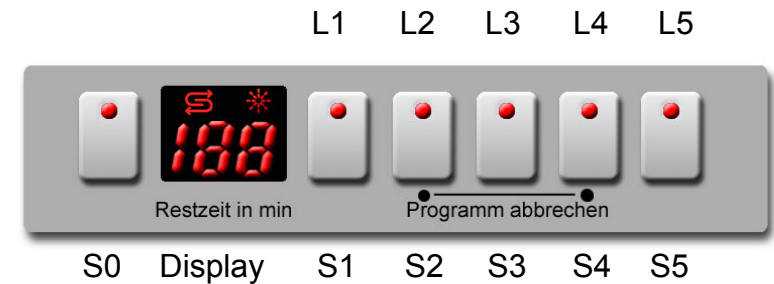
Taste S4 drücken um das ausgewählte Programm zu bestätigen.

3 Variante einstellen:

Durch Drücken der Taste S3 können die verschiedenen Kodierungen nach den Programmsymbolen (siehe Tabelle) eingestellt werden.

4 Variante speichern:

Durch Ausschalten des Gerätes wird die neue Kodierung gespeichert



Kode-Tabelle:

S0	S1	S2	S3	S4	S5	Display
ZVW	INTENSIV 70°	AUTO 55/65°	ECO 50°	SCHNELL 35°	VORSPÜLEN	C1
ZVW	OK	AUTO 55/65°	ECO 50°	SCHNELL 35°	VORSPÜLEN	C2
ZVW	INTENSIV 70°	NORMAL 65°	ECO 50°	SCHNELL 35°	VORSPÜLEN	C3



Intensiv 70°



Normal 65°

auto

Auto 55°/ 65°



ECO 50°



Schnell 35°



Vorspülen



Oberkorb (OK)



Zeitvorwahl (ZVW)

5600 052 055

Ausg.: 11.03

I, WT, GV630

S0-60/0712