

Strom- 1 2 3 4 5 6 7 8 9 10
 pfad

- a 1 = Hauptschalter
- d 1 = PTC-Glied
- e 1 = Schutzschalter
- e 2 = Schalter "Gluehlampe"
- f 1 = Steuerelektronik
- f 2 = Netzteil
- h 1 = Gluehlampe
- k 1 = Betriebskondensator
- l 1 = Anschlussteil
- l 2 = Gehaeuse
- l 3 = Buchsengehaeuse
- l 4 = Buchsengehaeuse
- l 5 = Buchsengehaeuse
- l 6 = Buchsengehaeuse
- l 7 = Buchsengehaeuse

- Strom- 4
- pfad 5 / 6
- 6
- 2
- 6 / 10
- 2 / 10
- 3
- 5 / 6

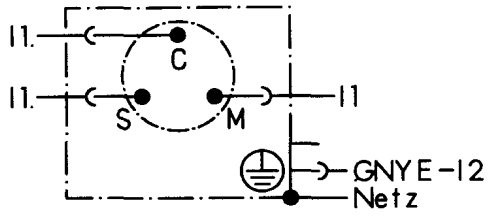
- m 1 = Verdichter-Motor
- r 1 = Luft-Temperatur-Fuehler
KS-Fach
- r 2 = Luft-Temperatur-Fuehler
GS-Fach
- s 1 = 3-Wege-Ventil

- Strom- 5 / 6
- pfad 9
- 7
- 8

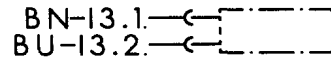


1 709 911 653	03 / 99
IKE 308-ST2	S0-50/0824

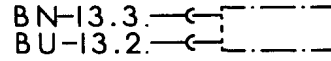
m1 Verdichter-Motor



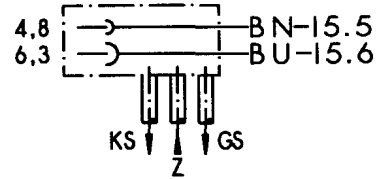
r1 Temperatur-Fuehler
KS-Fach



r2 Temperatur-Fuehler
GS-Fach



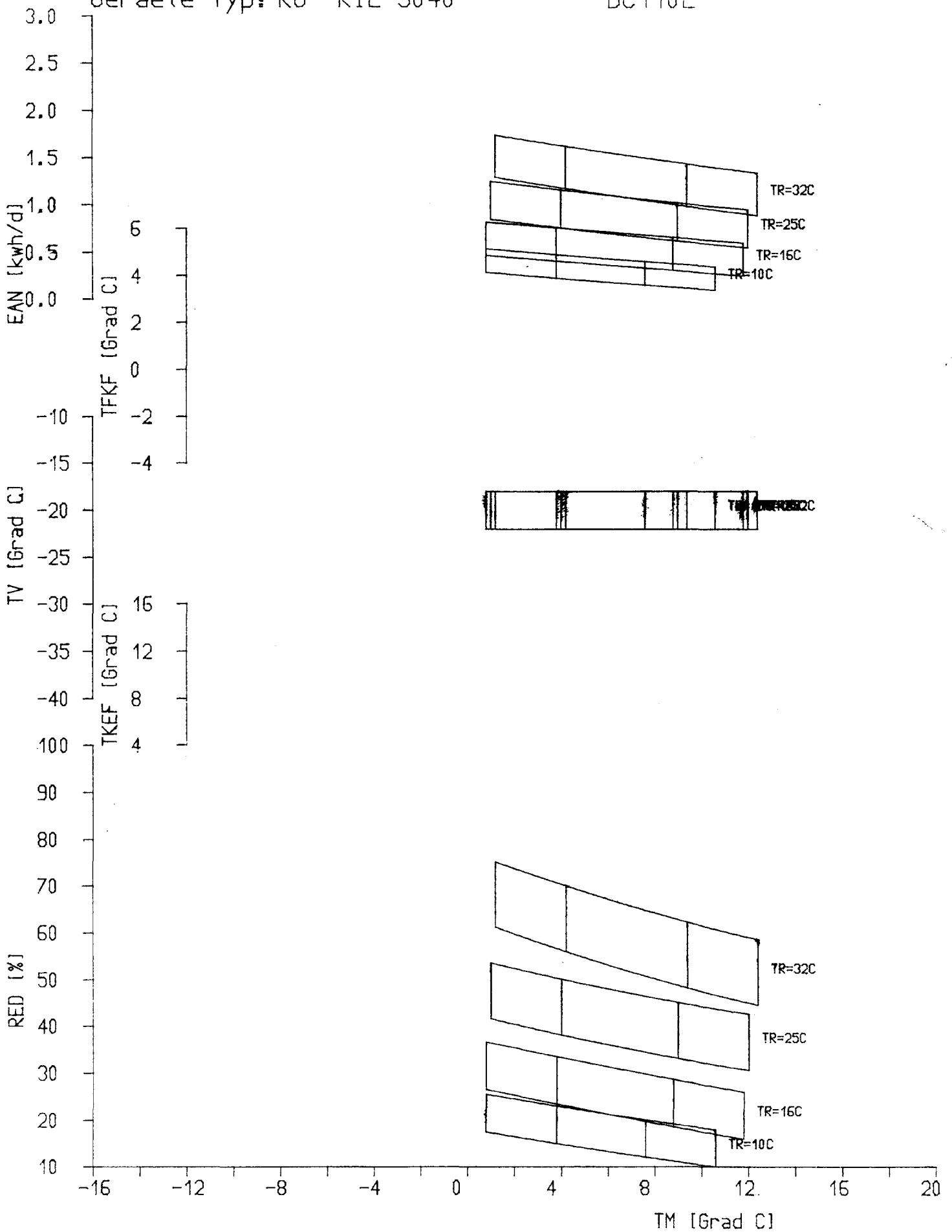
s1 3-Wege Ventil



Farbe	Kurzzeichen nach DIN/IEC 757
schwarz	BK
braun	BN
rot	RD
orange	OG
gelb	YE
gruen	GN
blau	BU
violett	VT
grau	GY
weiss	WH
rosa	PK
gold	GD
tuerkis	TQ
silber	SR

ⓓ

1 709 911 653	03 / 99
1KE 308-572	.S0-50/0826



D

1.709.916.520	Ausg. 06.99
KIE 302-572	SO-50/0878