

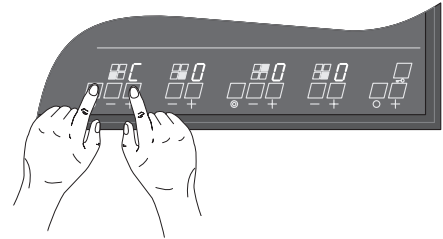
Demo mode new electronic

KGC 907.2 / KC 906.2-66 / EKE 854.1-66 / EKE 604.1-66 / EKE 604.2-66 / EKE 804.2-66 /
EKEF 604.2-66

The demo mode can be switched on and off through software using the new technology.

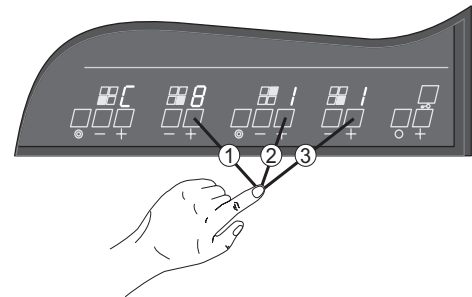
Switch on software

Press key "+" and the key for the dual-circuit until "C.0.0.0" is displayed.



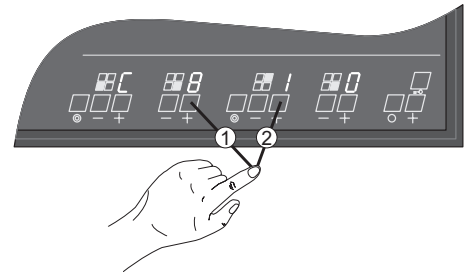
Switch on demo mode

Set code "C.8.1.1" with the displayed keys.



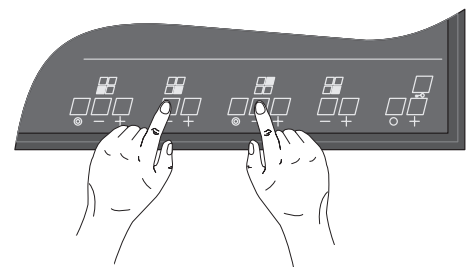
Switch off demo mode

Set code "C.8.1.0" with the displayed keys.



Confirm selection

Selection must be confirmed by simultaneous pressing of the "-" keys.



Note:

1. When setting an incorrect code the code input is deactivated again and the display is deleted.
2. If no key is not pressed for about 10 seconds when the code input is activated, the code input is also deactivated.
3. This configuration is saved in the EEPROM and is not lost in case of power failure.