




### 531132 service kit for stabilizing the gas float Küppersbusch GWS457.0 GKS 300 gas; GKS 300 WOK




1. To position the service kit, remove GKS/GWS. Place GKS/GWS onto a suitable surface so that the base is accessible and the clamps do not press onto the surface underneath the GKS. Screw off the base (1).




2. The service kit comprises a supporting sheet (1) and inserted spring (2). For GKS 300 WOK (produced before September 2003) the service kit with an overall height of 54.5 mm is to be used and for all of the other models the service kit with an overall height of 39.5 mm is applied.



3. For GKS 300 gas and GKS 300 WOK, the service kit is applied in such a manner that the surfaces (1) are on the support sheet (2). The upper surface (3) of the supporting sheet is supported when the base has been screwed on.



4. For the GWS 457.0 WOK two service kits are used and are positioned with the surfaces (as indicated under 3) on the two support sheets. The upper surfaces (3) of the supporting sheets support themselves on the inside of the base once it has been screwed on.



5. Screw the base on again.
6. Re-install GKS/GWS.
7. **Carry out a gas-proof test.**
8. Test the function.