

Responsible: U. Laarmann  
Date: 23.05.2006

Tel.: (0209) 401 732  
Fax: (0209) 401 743




### KD12450.O E and KD9450.O E: burned ribbon cable


When the lamp of the hood operates constantly, the heat given off by the 60W/240V halogen lamps may cause the ribbon cable (spare-part no. 56 54 77) between the electronics unit and the control unit to burn, resulting in various problems with the controls.

A repair kit can be ordered under spare-part no. 53 19 06 when problems like this occur. In this kit the 60W/240V halogen lamps have been replaced with 40W/240V halogen lamps and a lamp bracket.

Old model before removal




Old model after removal




The glass of the lamp will need to be removed before the new lamp bracket can be installed. Then loosen the screws of the lamp bracket and disconnect the electrical connection.

Installation of the new lamp bracket is carried out in reverse order.


New model before installation



New model before installation



Old 240 V/50Hz /60W model



New 240V/50Hz/40W model

