
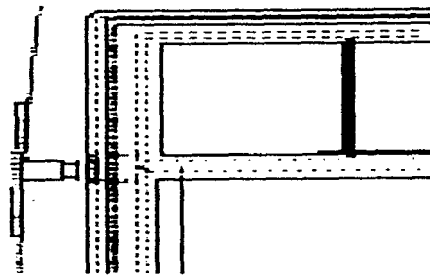


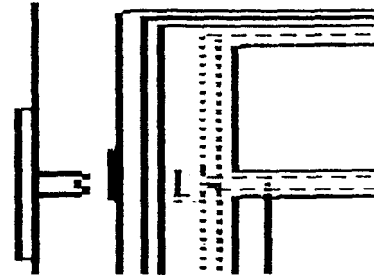
Repair kit for glass shelf holder (spare parts No. 431141)



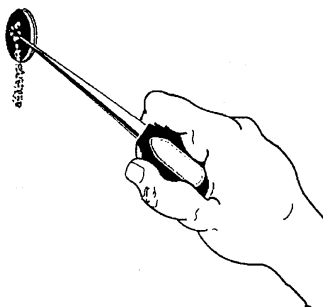
This repair kit can be used in 2 cases:



a) Holder has broken off

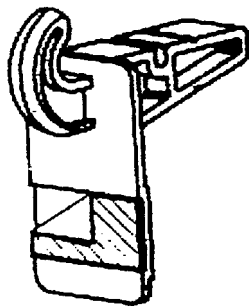
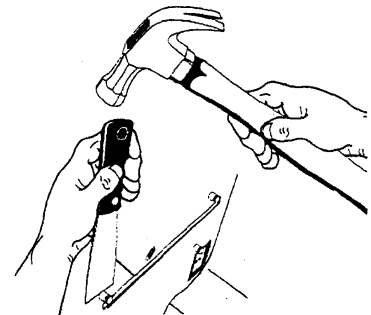


b) Too large a distance between the side walls.

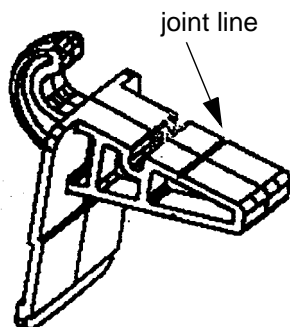
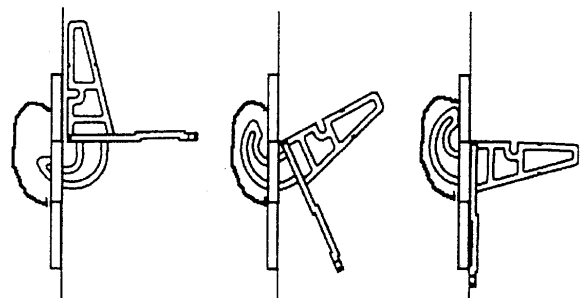


For assembly, remove all components in the lower area. Then remove the defective or too short holder using a hammer and chisel or sharp spatula.

Then remove the foam with an awl or similar tool through the opening thus produced so that the repair holder can be easily installed.



Take off the protective film and insert the new holder.



joint line

If the holder is broken or has broken off but the distance between the inside walls is correct, the new holder must be shortened at the joint line.

